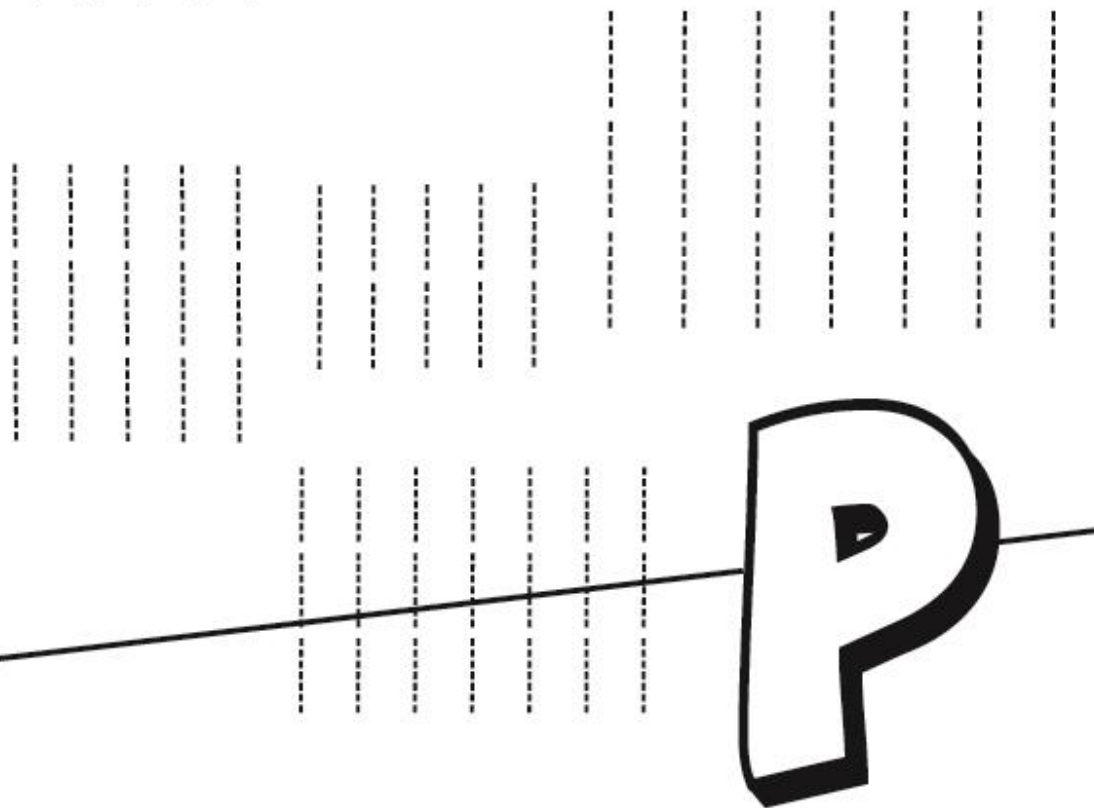
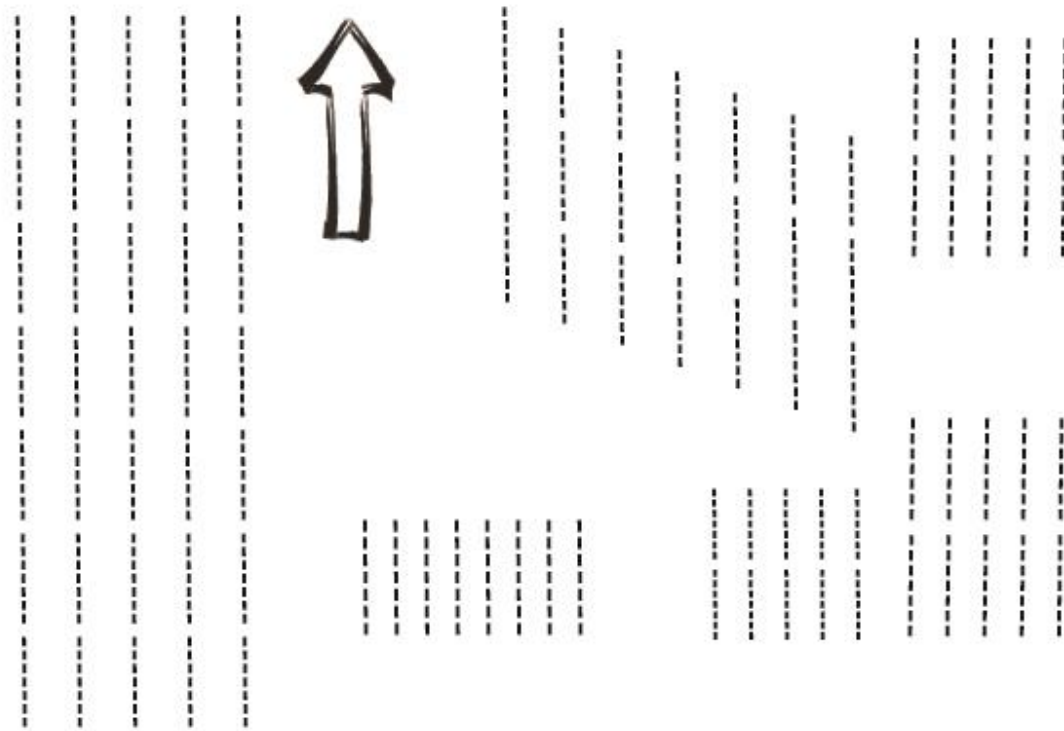





P

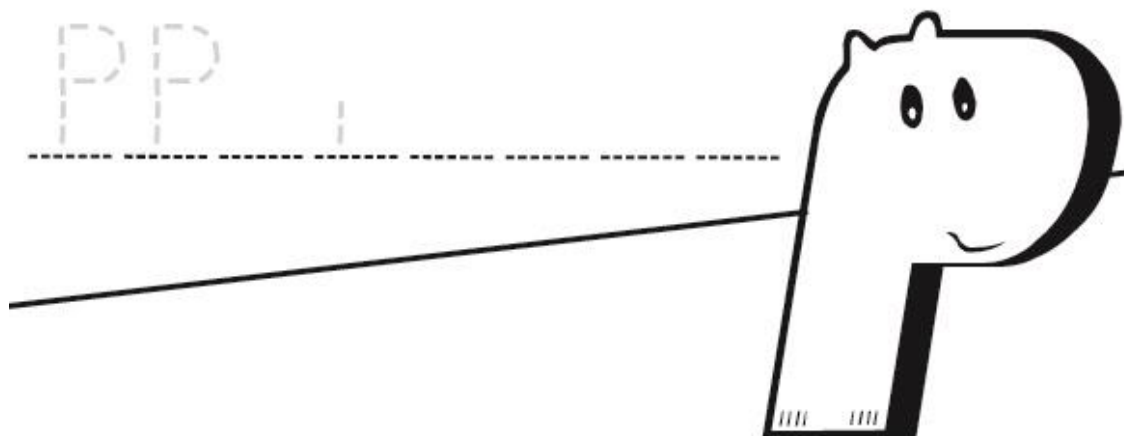






P P P P I O P
P I P P P P P I P P
P P O P I P I P P O

—
P O P
—
P I P
—
P P I
—





Handwriting practice sheet for the letter 'P'. It consists of several rows of illustrations:

- Row 1: Six 'P' characters on a vertical line. The first is solid black, the others are hollow with horizontal lines.
- Row 2: Two 'P' characters with red arrows showing the stroke direction (down then curve), followed by four hollow 'P' characters on a vertical line with a golf ball at the base.
- Row 3: Two 'P' characters with red arrows showing the stroke direction, followed by four hollow 'P' characters on a vertical line with a golf ball at the base.
- Row 4: Six hollow 'P' characters on a vertical line with a golf ball at the base.
- Row 5: Three hollow 'P' characters on a vertical line with a golf ball at the base.
- Row 6: Three hollow 'P' characters on a vertical line with a golf ball at the base.

A photograph of a golf club head on a green lawn is located in the bottom left corner of the practice area.

